

Elevate your operation ...with Automation




Empty Carton Handling



Woodworking




Finishing



Trash Handling



Assembly Lines



Garment Handling



Parts Accumulation



Displays/Entertainment



Conveyor Options




PAC-LINE™
ENCLOSED TRACK CONVEYOR

50 lbs.
per pendant

100 lbs.
with load bar

Highly compact,
zinc plated,
bolted design.



PAC-MAX™
PACLINE HEAVY DUTY CONVEYOR

220 lbs.
per Trolley

440 lbs.
per load bar

Slot up or
slot sideways,
bolted design.




UNIBILT®
Power and Free Conveyors

Uni/Uni Power and Free
250 lbs. per Trolley
500 lbs. per Load Bar

Uni/3" Power and Free
750 lbs. per Trolley
1500 lbs. per Load Bar

Asynchronous,
Med-High Capacity,
Bolted design.



PAC-BEAM™
PACLINE HEAVY LOAD CONVEYOR

3" - 200 lbs. per Trolley,
400 lbs. per Load Bar

4" - 400 lbs. per Trolley,
800 lbs. per Load Bar

6" - 1200 lbs. per Trolley,
2400 lbs. per Load Bar

Proven, rugged,
low cost solution.

PACLINE
OVERHEAD CONVEYORS